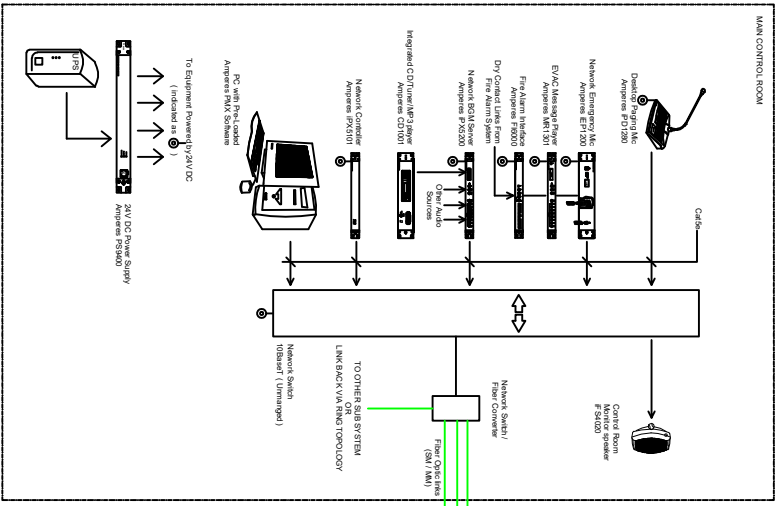
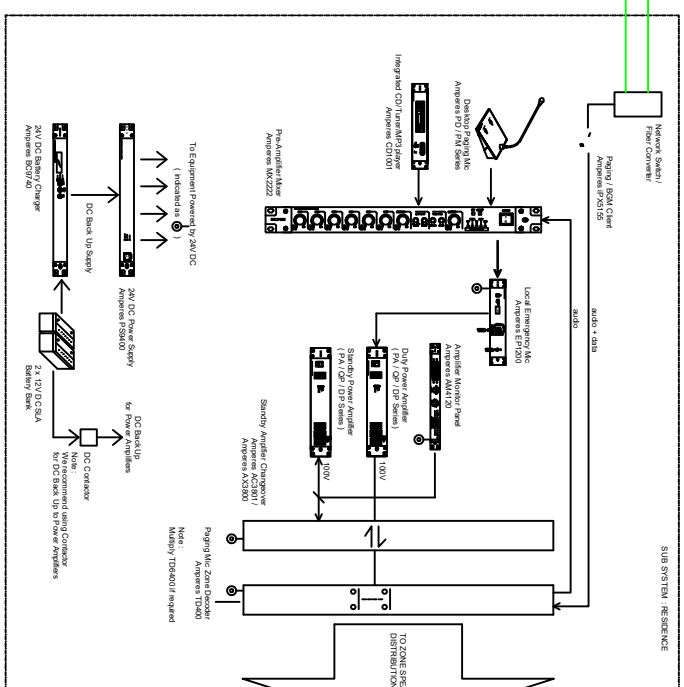
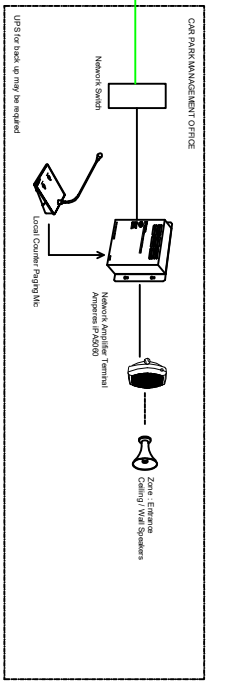
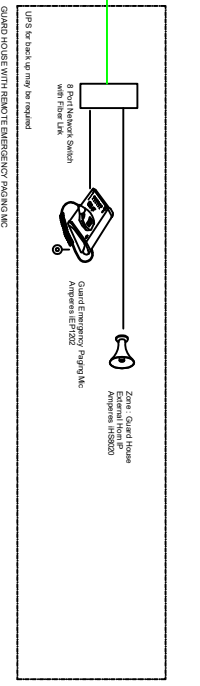
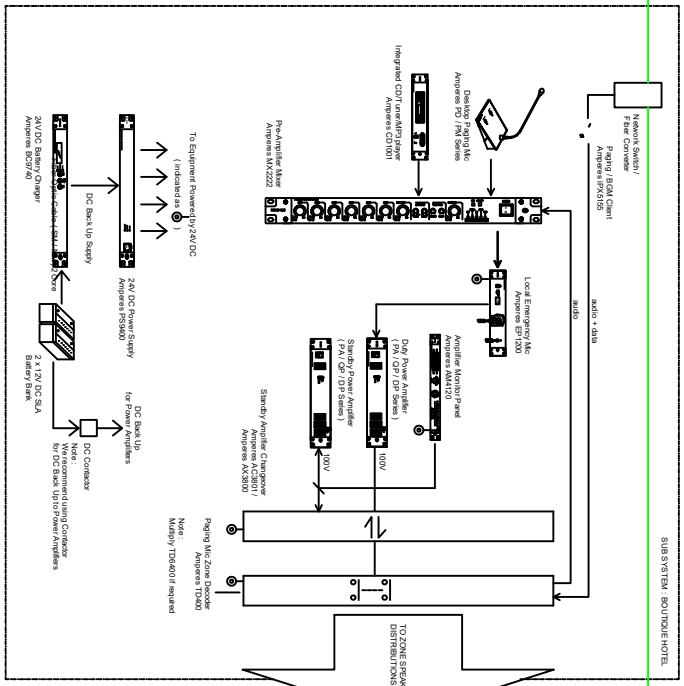


**SAMPLE SCHEMATIC : DRAWING REFERENCE : pa-ip system 2**  
 SAMPLE APPLICATION FOR CENTRALISED SYSTEMS, SCHOOLS, PUBLIC PLACES WITH OUTDOOR SPEAKERS AND WIRELESS CONNECTIVITY



- NOTE:**
1. Do not pre-wired Ampere PA/Switches in advance. Do not pre-wired during operation.
  2. Do not pre-wired Ampere PA/Switches in advance. Do not pre-wired during operation.
  3. Fiber links may be single or Multimode. We may recommend redundancy for back using Ring topology to ensure reliability.
  4. Quantity of Ampere PS900 (DC/Power Supply) may be used a single or multiple, subjected to requirement.
  5. Connections to Ampere CDT Transmitter is as per the manual. Please refer to Ampere CDT Transmitter manual for more details.
  6. Bank of connection from Main Control Room and linked to local operations.
  7. Main Control Room may be required to be installed in the same room as the Main Control Room.

**Disclaimer:**  
 The above is an illustrative possible configuration for the category. Ampere and other brands are not mentioned. For specific applications, please contact our technical team for further advice.



TO OTHERS SUB SYSTEMS WITHIN THE COMPLEX SUCH AS SHOPPING SECTION, MEDICAL CENTER, ETC